

# Varieties of common Cacti in the Coorong Council Area (so far)

Mexican Wheel Cactus becomes this



Prickly Pear/Indian Fig Cactus is worse



Visit the Rotunda Park to see how Rabbit Ears Cactus can spread – all the way from the Granites Rd. Railway Crossing to the Grain Silos.

So far, Cacti infestations have been found alongside the Cemetery, the Railway Corridor, Old Tailem Town, and end Tiller Drive in Tailem Bend, with offshoots along Granites and Westbrook Roads.

PLUS in Cookes Plains, Coonalpyn, and on properties in between.











Further East and South – who knows?

South Australia seems to have more  
declared Cacti than other States.









Source: Weeds of National Significance (WONS)



### 7.3 Identification features of some opuntioid cacti

Species	Habit	Flowers & fruit	Segments	Dispersal	Distribution	Legislation
 <p><b>A. cylindrica</b></p> <p>Photos: Sheldon Navie; Bob Chinnock</p>	Shrubby/tree like to 4 m.	Flowers: Pink-red, 2.5 cm. Fruit: To 5 cm long. Yellow to green.	 <p>Segments to 50cm long.</p>	Vegetative.	WA, SA, Vic, NSW, Qld.	Declared in SA.
 <p><b>Coral cactus (<i>Cylindropuntia fulgida</i> var. <i>mamillata</i>)</b></p> <p>Photos: Mike Chuk</p>	Shrub to 1.5 m.	Flowers or fruit not known to develop (except in one location in WA).		Vegetative. Often along watercourses.	WA, SA, NT, NSW, Qld.	Declared in SA, NSW, Qld.
 <p><b>Devil's rope (<i>Cylindropuntia imbricata</i>)</b></p> <p>Photos: Adrian Harvey, RSSA</p>	Branched shrub to 3m. Can develop a trunk.	Flowers: Purple, 3-7.5 cm. Fruit: Egg shaped to 4 cm wide. Green to yellow.		Vegetative. Seed (less common).	WA, SA, Vic, NT, NSW, Qld.	Declared in SA, NSW, Qld.
 <p><b>White-spined Hudson pear (<i>Cylindropuntia rosea</i>)</b></p> <p>Photos: Royce Holtcamp, NSW DPI</p>	Shrub to 1.5 high, 3 m wide.	Flowers: Pink-purple to 5 cm. Fruit: Egg shaped, 2-4.5 cm long.		Vegetative. Rarely forms seeds (seed appear to be sterile).	WA, SA, NT, NSW, Qld.	Declared in SA, Qld, NSW.
 <p><b>Brown-spined Hudson pear (<i>Cylindropuntia tunicata</i>)</b></p>	Shrub to 60cm high	Flowers: Yellow-yellowish-green to 3cm. Fruit: club shaped, green.		Vegetative. Seed (mostly sterile).	WA, SA, Vic, NSW, Qld.	Declared in SA, Qld, NSW.



	<p>Photos: Biosecurity SA</p> <p><b>Smooth tree pear</b> (<i>Opuntia monacantha</i>)</p> <p>Photos: Adrian Harvey, RSSA</p>	Tree-like to 4 m high.	Flowers: Yellow, 3-6 cm wide. Fruit: egg shaped, 5-7 cm long. Red-purple when ripe.		Light green, flattened segments 12-15 cm long.	Vegetative.	WA, SA, Vic, NSW, Qld.	Declared in WA, NT, SA, Vic, NSW, Qld.
	<p><b>Wheel cactus</b> (<i>Opuntia robusta</i>)</p> <p>Photos: Greg Patrick, SAAL NRM Board</p>	Shrub to 4m high (commonly 1-2m).	Flowers: Yellow, 5-8 cm wide. Fruit: Barrel shaped to 8 cm long. Pink-purple when ripe.		Blue-green flattened segments. Round to 40cm wide.	Vegetative & seed.	SA, Vic, NSW.	Declared in NT, SA, NSW, Vic, Qld.
	<p><b>Common prickly pear</b> (<i>Opuntia stricta</i>)</p> <p>Photos: Mike Chuk; Troy Bowman, RSSA</p>	Shrub 1 - 2m high.	Flowers: Yellow 6 cm wide. Fruit: Egg shaped with flattened top. Purple when ripe.		Segments flattened to 40cm long.	Vegetative & seed.	WA, SA, NT, Vic, Tas, NSW, ACT, Qld.	Declared in WA, NT, SA, Vic, NSW, Qld.
	<p><b>Velvety tree pear</b> (<i>Opuntia tomentosa</i>)</p> <p>Photos: Sheldon Navie; Bob Chinnock</p>	Tree to 8m high.	Flowers: Orange, 4-5 cm wide. Fruit: Egg shaped with flattened top. Red when ripe.		Flattened segments to 30cm long.	Vegetative & seed.	SA, NSW, Qld.	Declared in NT, SA, NSW, Qld.

# Methods of tackling cactus infestations

- NRM Boards engaged Contractors with Poison Licences to drill & fill using Daconate and/or dig out & bury Cacti.

# Methods of tackling cactus infestations

- NRM Boards engaged Contractors with Poison Licences to drill & fill using Daconate and/or dig out & bury Cacti.
- NRM also worked with property owners to allow volunteers to work (and in some cases stay) on properties manually digging out and drill & fill Cacti using Glyphosate.

# Methods of tackling cactus infestations

Examples: Arid Lands NRM Board working with Bushwalking & 4WD Clubs tackling Mexican Wheel Cactus around Blinman by drill & fill with Glyphosate.

And Ranges to River NRM Board working with Bushwalking & 4WD Clubs tackling Mexican Wheel, Velvety Tree Pear, Hudson Pear, etc. around Swan Reach, mostly dig out with Kym doing drill and fill using Daconate.



# Methods of tackling cactus infestations

- NRM Boards engaged Contractors with Poison Licences to drill & fill using Daconate and/or dig out & bury Cacti.
- NRM also worked with property owners to allow volunteers to work (and in some cases stay) on properties manually digging out and drill & fill Cacti using Glyphosate.

Examples: Arid Lands NRM Board working with Bushwalking & 4WD Clubs tackling Mexican Wheel Cactus around Blinman by drill & fill with Glyphosate.

And Ranges to River NRM Board working with Bushwalking & 4WD Clubs tackling Mexican Wheel, Velvety Tree Pear, Hudson Pear, etc. around Swan Reach, mostly dig out with Kym doing drill and fill using Daconate.

**Note Daconate v. Glyphosate – Professionals v. Volunteers**

# What seems to motivate the volunteers?

- This is my best guess:

1. The Bushwalking Clubs and 4WD Clubs are outdoors focused and will volunteer for worthwhile projects to protect the environment.

# What seems to motivate the volunteers?

- This is my best guess:

1. The Bushwalking Clubs and 4WD Clubs are outdoors focused and will volunteer for worthwhile projects to protect the environment.
2. The volunteers are in the main Retirees – available to help but restricted by age and funds.



# What seems to motivate the volunteers?

- This is my best guess:

1. The Bushwalking Clubs and 4WD Clubs are outdoors focused and will volunteer for worthwhile projects to protect the environment.
2. The volunteers are in the main Retirees – available to help but restricted by age and funds.
3. It seems to be a universal attitude that it is more fun to kill a “baddie” than to nurture a “goodie”, particularly when either activity is physically demanding. E.G. dig it out or dig it in (plant it).

# What seems to motivate the volunteers?

- This is my best guess:

1. The Bushwalking Clubs and 4WD Clubs are outdoors focused and will volunteer for worthwhile projects to protect the environment.
2. The volunteers are in the main Retirees – available to help but restricted by age and funds.
3. It seems to be a universal attitude that it is more fun to kill a “baddie” than to nurture a “goodie”, particularly when either activity is physically demanding. E.G. dig it out or dig it in (plant it).
4. Opportunities to “camp out” appeal to Bushwalking & 4WD Clubs.

# Can we take this Feral Weed Control further?

1. We need to identify the scale of the problem. Noting that Murray Bridge and Mid Murray Council in particular have Cacti infestation problems that will continue to “fly” into our area.



# Can we take this Feral Weed Control further?

1. We need to identify the scale of the problem. Noting that Murray Bridge and Mid Murray Council in particular have Cacti infestation problems that will continue to “fly” into our area.
2. It appears most plants identified so far are Rabbit Ears and Prickly Pear, which cannot be drilled and filled – the choice is pay Contractors to spray or Contractors to dig out and deep bury.

Option 1, Contractors to spray = no volunteer involvement.

Option 2, Contractors to dig out & bury = volunteers coming behind to pick up the bits & pieces left behind.

# Can we take this Feral Weed Control further?

1. We need to identify the scale of the problem. Noting that Murray Bridge and Mid Murray Council in particular have Cacti infestation problems that will continue to “fly” into our area.
2. It appears most plants identified so far are Rabbit Ears and Prickly Pear, which cannot be drilled and filled – the choice is pay Contractors to spray or Contractors to dig out and deep bury.

Option 1, Contractors to spray = no volunteer involvement.

Option 2, Contractors to dig out & bury = volunteers coming behind to pick up the bits & pieces left behind.

Some for and against -

## Contractor to spray

- This option will be dependent on what exposure to people/vegetation is likely.



## Contractor to spray

- This option will be dependent on what exposure to people/vegetation is likely.
- Experience has shown that unless every centimetre of the plant is covered, the plant will continue to shoot. With large plants the inside branches may not receive complete spray coverage.

# Contractor to spray

- This option will be dependent on what exposure to people/vegetation is likely.
- Experience has shown that unless every centimetre of the plant is covered, the plant will continue to shoot. With large plants the inside branches may not receive complete spray coverage.
- There are likely to be broken pads/branches on the ground which can only be sprayed on the upper surface – the underside will still take root.

## Contractor to spray

- This option will be dependent on what exposure to people/vegetation is likely.
- Experience has shown that unless every centimetre of the plant is covered, the plant will continue to shoot. With large plants the inside branches may not receive complete spray coverage.
- There are likely to be broken pads/branches on the ground which can only be sprayed on the upper surface – the underside will still take root.
- Therefore repeat visits to treat the missed bits/new shoots is necessary, compounding the poison risk to people/vegetation.

Contractors to dig out & bury with volunteers  
cleaning up behind.

- Complete plants can be dug out, roots and all, at minimum risk to the surrounding environment.

# Contractors to dig out & bury with volunteers cleaning up behind.

- Complete plants can be dug out, roots and all, at minimum risk to the surrounding environment.
- Plants buried a minimum 1 metre deep will definitely die.

# Contractors to dig out & bury with volunteers cleaning up behind.

- Complete plants can be dug out, roots and all, at minimum risk to the surrounding environment.
- Plants buried a minimum 1 metre deep will definitely die.
- Volunteers cleaning up behind the contractor will pick up almost every bit of cactus flesh, minimising the number of new shoots.



# Contractors to dig out & bury with volunteers cleaning up behind.

- Complete plants can be dug out, roots and all, at minimum risk to the surrounding environment.
- Plants buried a minimum 1 metre deep will definitely die.
- Volunteers cleaning up behind the contractor will pick up almost every bit of cactus flesh, minimising the number of new shoots.
- A re-visit 1 year later by volunteers to dig out any new shoots should result in a cleaned up infestation.

# The bottom line – where did I get volunteers?

- I joined a Bushwalking Club who maintained part of the Heysen Trail, and through them became aware of and joined the Cactus Eradication Effort in the Flinders Ranges. Some of those volunteers come to Tailem Bend to help our cactus kills.

# The bottom line – where did I get volunteers?

- I joined a Bushwalking Club who maintained part of the Heysen Trail, and through them became aware of and joined the Cactus Eradication Effort in the Flinders Ranges. Some of those volunteers come to Tailem Bend to help our cactus kills.
- When invited to field a large number of volunteers to Flora and Fauna Survey the Swan Reach Conservation Park, I approached Friends Of The Heysen Trail who broadcast to their members and some of those volunteers from Adelaide & Mid Murray come to Tailem Bend too.

Note, my last request to Friends Of The Heysen Trail for cactus kill volunteers was not answered.

# So where did Tailem Bend volunteers come from?

- Through involvement with Tailem Bend Progress Association, we gained Malcolm Piggott and Ross Morris.
- Through involvement with Tailem Bend Community Centre we got Trudy Stanley.
- Through involvement with TABAREFTA we got Frank Mussger.
- Through involvement with the Tailem Bend Dog Walking Group we got Harry Sarvanidis and Michael Vivian
- And Michael Vivian “signed up” Peter Neamy, Brenton Qualmann, and hopefully a few more.

Note all are Retirees or Part-Time folk, which is why we can work during the week with Council staff.

# Can we build a “kill” team of volunteers for the Coorong & Tatiara Council areas?

- Based on recent experience in Tailem Bend, yes for cactus eradication. We have:
  1. Safe work practices and the tools to do the job.

# Can we build a “kill” team of volunteers for the Coorong & Tatiara Council areas?

- Based on recent experience in Tailem Bend, yes for cactus eradication. We have:
  1. Safe work practices and the tools to do the job.
  2. A core of volunteers gaining experience each time.



# Can we build a “kill” team of volunteers for the Coorong & Tatiara Council areas?

- Based on recent experience in Tailem Bend, yes for cactus eradication. We have:
  1. Safe work practices and the tools to do the job.
  2. A core of volunteers gaining experience each time.
  3. Who are happy to work with Council staff and guidance.

BUT

# Can we build a “kill” team of volunteers for the Coorong & Tatiara Council areas?

- Based on recent experience in Tailem Bend, yes for cactus eradication. We have:
  1. Safe work practices and the tools to do the job.
  2. A core of volunteers gaining experience each time.
  3. Who are happy to work with Council staff and guidance.

BUT

Will require some form of out of pocket reimbursement for volunteers travelling away from Tailem Bend.

I may regret this, but .....

1. The drill and fill is equally effective for cut and dab –  
Boxthorn

I may regret this, but .....

1. The drill and fill is equally effective for cut and dab –  
Boxthorn
2. The drill and fill is effective on Pepper Trees

I may regret this, but .....

1. The drill and fill is equally effective for cut and dab –  
Boxthorn
2. The drill and fill is effective on Pepper Trees
3. The cut and dab is effective on Olive Trees

I may regret this, but .....

1. The drill and fill is equally effective for cut and dab –  
Boxthorn
2. The drill and fill is effective on Pepper Trees
3. The cut and dab is effective on Olive Trees
4. I should quit while I'm ahead .....